

TRAVEL INDUSTRY EMPLOYMENT THROUGH JANUARY 2021

Prepared for:
U.S. Travel Association



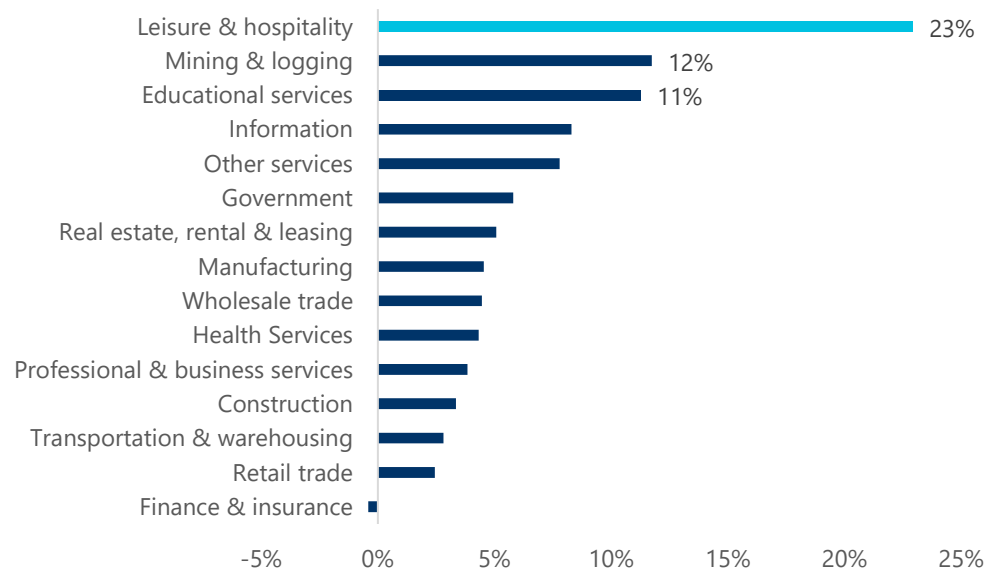
WWW.TOURISMECONOMICS.COM

NEARLY ONE-QUARTER OF L&H INDUSTRY JOBS LOST

Nearly half of the 16.9 million jobs in the Leisure & Hospitality industry, as defined by the North American Industry Classification System (NAICS), were lost in March and April. While 4.9 million jobs had been created or restored between April and November, approximately 600,000 L&H jobs have been lost since December. This results in 23% fewer Leisure & Hospitality jobs – 11 percentage points more than the next most hard-hit industry.

Share of jobs lost in major industries

% of industry jobs lost from Feb. 2020-Jan. 2021



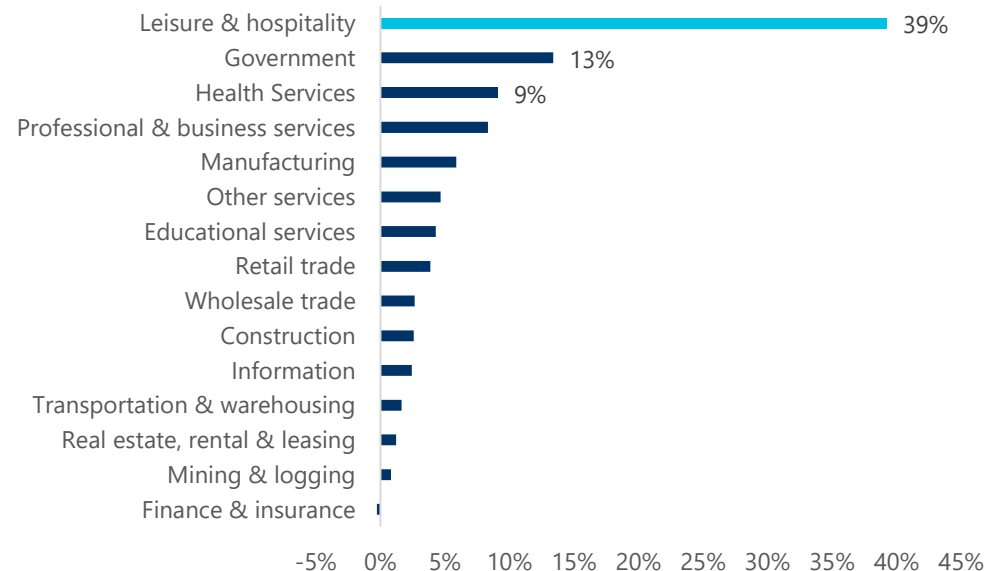
Source: BLS

L&H SUFFERING DISPROPORTIONATE EMPLOYMENT LOSSES

The Leisure & Hospitality industry accounted for 11% of pre-pandemic employment in the United States, yet has suffered 39% of all job losses between February 2020 and January 2021. L&H employment hit its lowest point July, accounting for 31% of all job losses that month.

Share of total US employment loss by industry

% of all US jobs lost from Feb. 2020-Jan. 2021



Source: BLS

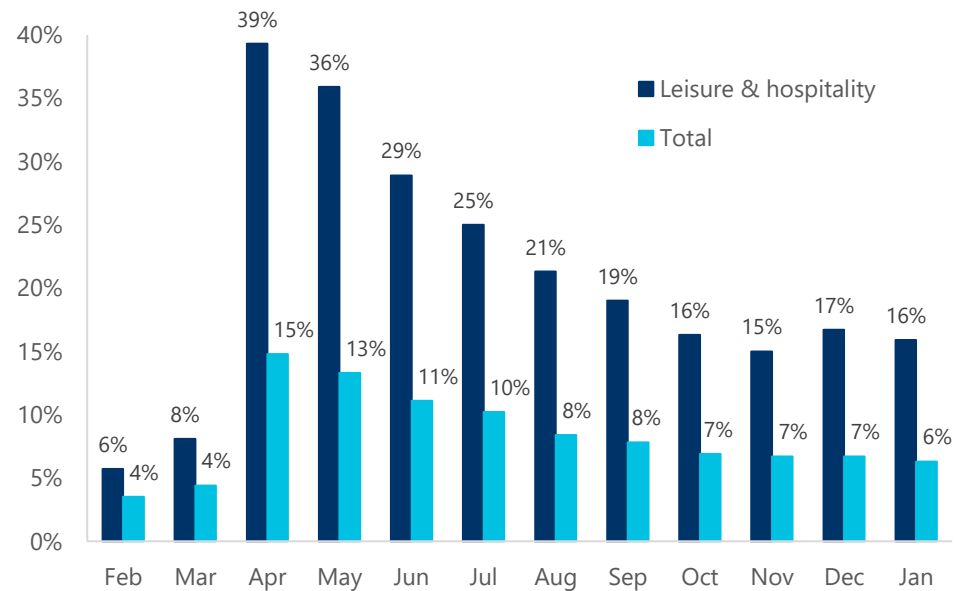
LITTLE PROGRESS IN JANUARY

Despite total U.S. employment gaining of 49,000 jobs in January, the Leisure & Hospitality industry lost 61,000 jobs.

The national unemployment rate in January improved slightly from 6.7% to 6.3%. Even though L&H employment declined, the unemployment rate for L&H workers declined from 16.7% to 15.9% in January, indicating workers are discouraged and have left the workforce or shifted to other industries.

Unemployment rate

%



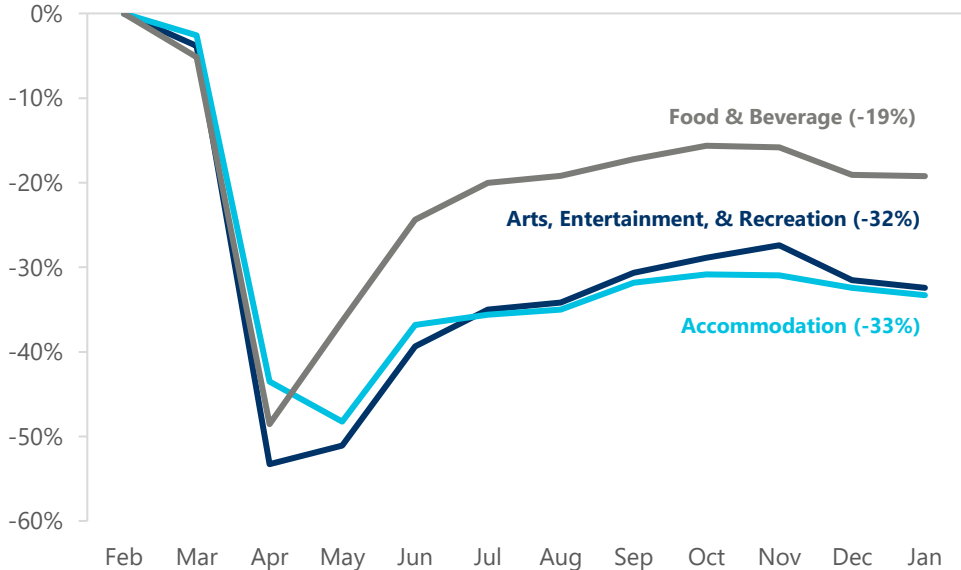
Source: BLS

POOR PERFORMANCE ACROSS L&H SUB- INDUSTRIES

All three segments of the Leisure & Hospitality industry experienced employment declines in January. The setbacks in the Arts, Entertainment, & Recreation and the Accommodation segments yielded their lowest employment level since August, and Food & Beverage marked its lowest employment level since June.

Share of jobs lost in L&H sub-industries

% of industry jobs lost from February 2020



Source: BLS

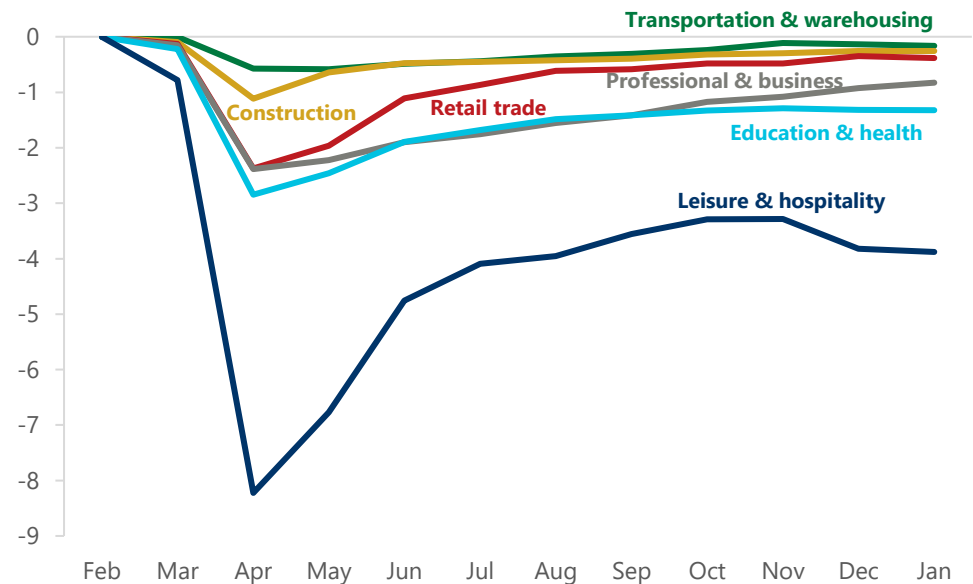
CAUTIOUS OPTIMISM AMIDST REMAINING UNCERTAINTY

The lack of support and recovery for the L&H industry continued to drag a broader economic recovery. While 110,000 non-L&H jobs were created in January, the 61,000 jobs lost within the L&H sector reduced the total national job gains to only 49,000. This is the second consecutive month in which L&H employment declined despite non-L&H employment rising.

The continued rollout of the COVID-19 vaccines and new COVID-19 cases beginning to ease from its mid-January peak provide positive signs for the L&H industry. However, the upside of these developments is still months away from materializing, and vaccine shortages, new virus mutations, and still cautious consumers present potential limitations on the L&H recovery.

Other industries are recovering

Change in total jobs from Feb. 2020, millions of jobs



Source: BLS

Employment situation

Jobs (thousands)

Industry	Jobs lost (Feb-Jan)	% of jobs lost (Feb-Jan)	% of all jobs lost (Feb-Jan)
Mining & logging	-81	-12%	1%
Construction	-256	-3%	3%
Manufacturing	-582	-5%	6%
Wholesale trade	-263	-4%	3%
Retail trade	-383	-2%	4%
Transportation & warehousing	-164	-3%	2%
Information	-242	-8%	2%
Finance & insurance	27	0%	0%
Real estate, rental & leasing	-120	-5%	1%
Professional & business services	-825	-4%	8%
Educational services	-426	-11%	4%
Health Services	-899	-4%	9%
Leisure & hospitality	-3,880	-23%	39%
Arts, entertainment, and recreation	-812	-32%	8%
Accommodation	-701	-33%	7%
Food services and drinking places	-2,368	-19%	24%
Other services	-463	-8%	5%
Government	-1,324	-6%	13%
Total economy	-9,892	-6%	100%

Source: BLS

ABOUT TOURISM ECONOMICS

Tourism Economics is an Oxford Economics company with a singular objective: combine an understanding of the travel sector with proven economic tools to answer the most important questions facing our clients. More than 500 companies, associations, and destination work with Tourism Economics every year as a research partner. We bring decades of experience to every engagement to help our clients make better marketing, investment, and policy decisions. Our team of highly-specialized economists deliver:

- Global travel data-sets with the broadest set of country, city, and state coverage available
- Travel forecasts that are directly linked to the economic and demographic outlook for origins and destinations
- Economic impact analysis that highlights the value of visitors, events, developments, and industry segments
- Policy analysis that informs critical funding, taxation, and travel facilitation decisions
- Market assessments that define market allocation and investment decisions

Tourism Economics operates out of regional headquarters in Philadelphia and Oxford, with offices in Belfast, Buenos Aires, Dubai, Frankfurt, and Ontario.

Oxford Economics is one of the world's foremost independent global advisory firms, providing reports, forecasts and analytical tools on 200 countries, 100 industrial sectors and over 3,000 cities. Our best-of-class global economic and industry models and analytical tools give us an unparalleled ability to forecast external market trends and assess their economic, social and business impact. Headquartered in Oxford, England, with regional centers in London, New York, and Singapore, Oxford Economics has offices across the globe in Belfast, Chicago, Dubai, Miami, Milan, Paris, Philadelphia, San Francisco, and Washington DC, we employ over 250 full-time staff, including 150 professional economists, industry experts and business editors—one of the largest teams of macroeconomists and thought leadership specialists.

For more information:

info@tourismeconomics.com